

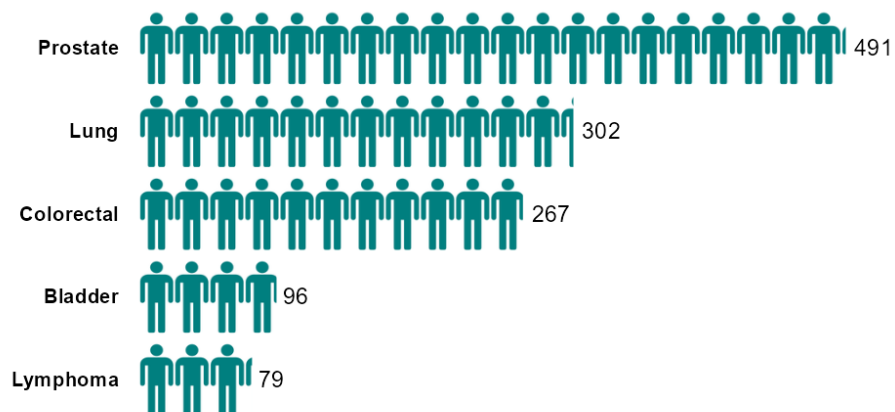
# Cancer among older people

(Excluding non-melanoma skin cancer; ICD10 codes: C00-C43, C45-C97; Aged 75+)

Average number of cases per year in 2018-2022	Average number of deaths per year in 2018-2022	Number of survivors at end of 2022 (25-year prevalence)
3,596	2,403	26,175

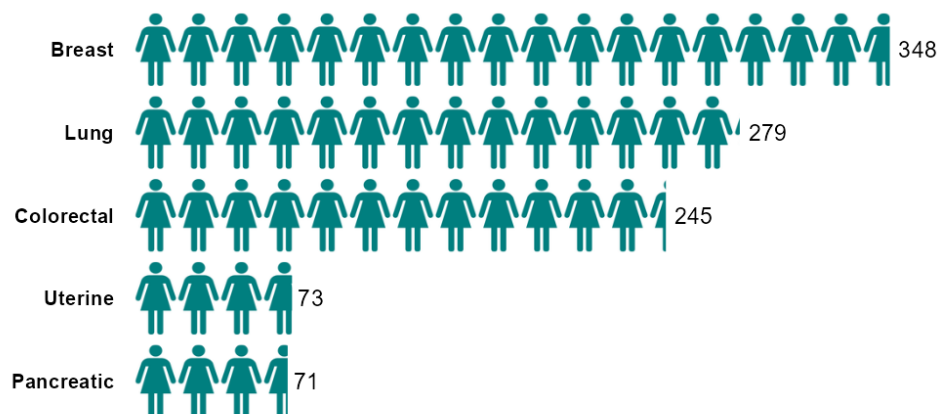
## Cancer type - Males

(Average number per year, Diagnosed 2018-2022)



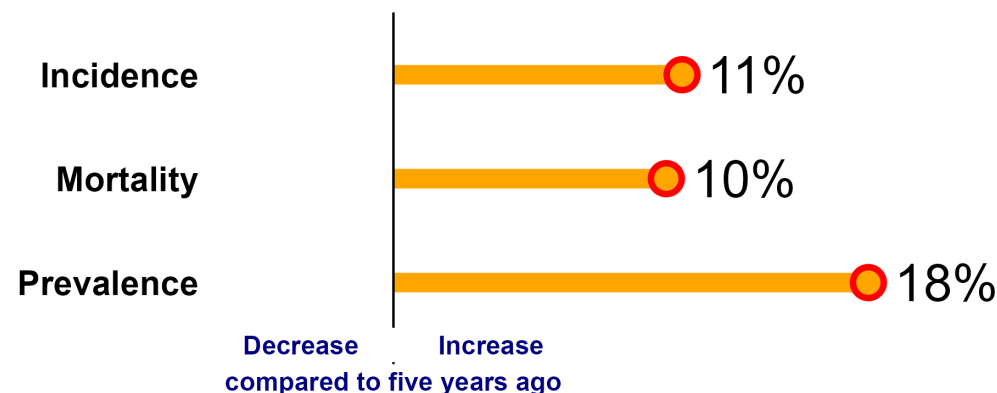
## Cancer type - Females

(Average number per year, Diagnosed 2018-2022)



## Trends in cancer among older people

(Cases/deaths: 2018-2022 vs 2013-2017 ; 10-year prevalence: 2022 vs 2017)



## Survival

(Diagnosed 2013-2017)

